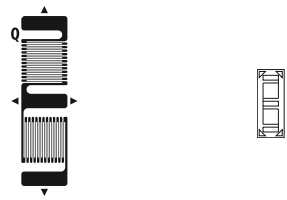
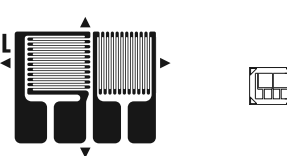
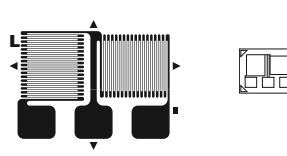


Transducer-Class® Strain Gages

GAGE PATTERN	Actual size shown. Enlarged when necessary for definition.	GAGE DESIGNATION See Note 1	RES. IN OHMS	STANDARD CREEP CODE	ENCAPSU- LATION OPTION AVAILABLE
	DIMENSIONS				

				Often used on small column transducers.			
GAGE LENGTH	OVERALL LENGTH	GRID WIDTH	OVERALL WIDTH	N2A-XX-S063Q-350	350 ± 0.2%	Q*	E2
0.062	0.295	0.080	0.080				
1.57	7.49	2.03	2.03				
MATRIX SIZE	0.36 L x 0.14 W		9.0 L x 3.6 W				

				General-purpose 90° tee rosette.			
GAGE LENGTH	OVERALL LENGTH	GRID WIDTH	OVERALL WIDTH	N2A-XX-S064L-350	350 ± 0.2%	L*	E2
0.062	0.133	0.075	0.168				
1.57	3.38	1.91	4.27				
MATRIX SIZE	0.24 L x 0.25 W		4.9 L x 5.8 W				

				Encapsulated 90° tee rosette.			
GAGE LENGTH	OVERALL LENGTH	GRID WIDTH	OVERALL WIDTH	J2A-XX-S114L-350 J2A-XX-S152M-10C	350 ± 0.4% 1000 ± 0.4%	L M	
0.080	0.170	0.110	0.240				
2.03	4.32	2.79	6.10				
MATRIX SIZE	0.23 L x 0.30 W		5.9 L x 7.6 W				

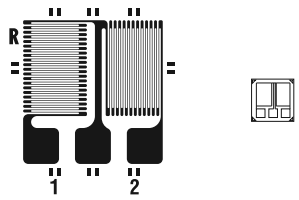
*Only creep code available for this gage type.

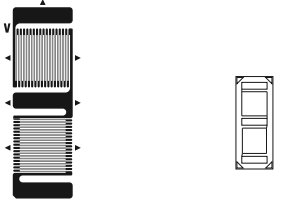
Note 1: All products are RoHS compliant.

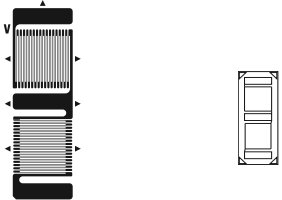
90° Patterns - Dual Grid

Transducer-Class® Strain Gages

GAGE PATTERN	Actual size shown. Enlarged when necessary for definition.	GAGE DESIGNATION See Note 1	RES. IN OHMS	STANDARD CREEP CODE	ENCAPSULATION OPTION AVAILABLE
	DIMENSIONS				

				Designed for low-cost, half-bridge transducers. †BAL is balanced to ± 0.2%, but RG is 350 ohms ± 15%. ‡BAL is balanced to ± 0.2%, but RG is 1000 ohms ± 15%.				
GAGE LENGTH	OVERALL LENGTH	GRID WIDTH	OVERALL WIDTH					
GRID 1 0.060	0.180	GRID 1 0.120	0.175					
1.52	4.57	3.05	4.45					
MATRIX SIZE	0.22 L x 0.22 W		5.6 L x 5.6 W		N2A-XX-S153R-35B N2A-XX-S150R-1KB	BAL ± 0.2%† BAL ± 0.2%‡	R* R*	E2 E2

				Often used on column transducers.				
GAGE LENGTH	OVERALL LENGTH	GRID WIDTH	OVERALL WIDTH					
0.100	0.415	0.130	0.130					
2.54	10.54	3.30	3.30					
MATRIX SIZE	0.48 L x 0.19 W		12.2 L x 4.8 W		N2K-XX-S165V-10C/DP	1000 ± 0.2%	V	E2

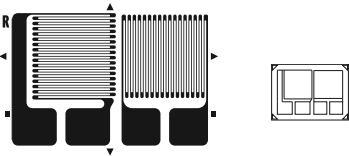
				Often used on column transducers.				
GAGE LENGTH	OVERALL LENGTH	GRID WIDTH	OVERALL WIDTH					
0.100	0.415	0.130	0.130					
2.54	10.54	3.30	3.30					
MATRIX SIZE	0.48 L x 0.19 W		12.2 L x 4.8 W		N2A-XX-S053P-350	350 ± 0.2%	P	E2

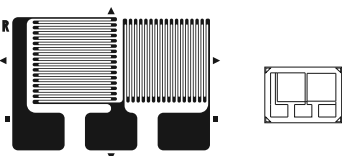
*Only creep code available for this gage type.

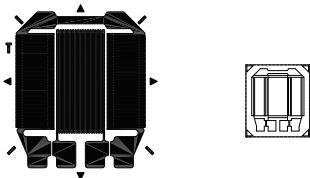
Note 1: All products are RoHS compliant.

Transducer-Class® Strain Gages

GAGE PATTERN	Actual size shown. Enlarged when necessary for definition.		GAGE DESIGNATION See Note 1	RES. IN OHMS	STANDARD CREEP CODE	ENCAPSULATION OPTION AVAILABLE
	DIMENSIONS	inch millimeter				

				General-purpose 90° tee rosette.			
GAGE LENGTH	OVERALL LENGTH	GRID WIDTH	OVERALL WIDTH	N2A-XX-S054Y-350 N2K-XX-S145R-10C/DP TK-XX-S145R-10C/DP	350 ± 0.2% 1000 ± 0.2% 1000 ± 0.2%	Y R R	E2 E2 E2
0.125	0.230	0.150	0.340				
3.18	5.84	3.81	8.64				
MATRIX SIZE	0.29 L x 0.40 W		7.4 L x 10.2 W				

				Three-tab version of S145R pattern.			
GAGE LENGTH	OVERALL LENGTH	GRID WIDTH	OVERALL WIDTH	N2K-XX-S146R-10C/DP TK-XX-S146R-10C/DP	1000 ± 0.2% 1000 ± 0.2%	R R	E2 E2
0.125	0.230	0.150	0.340				
3.18	5.84	3.81	8.64				
MATRIX SIZE	0.29 L x 0.40 W		7.4 L x 10.2 W				

				Used on high-accuracy column load cells. (1) Gage length is 0.200 in (5.1mm). (2) Transverse gage length is 0.050 in (1.27mm).			
GAGE LENGTH	OVERALL LENGTH	GRID WIDTH	OVERALL WIDTH	N2A-XX-S167R-350 N2K-XX-S015T-350/DP N2K-XX-S184T-10C/DP TK-XX-S015T-350/DP TK-XX-S184T-10C/DP	350 ± 0.2% 350 ± 0.2% 1000 ± 0.2% 350 ± 0.2% 1000 ± 0.2%	R* T* T* T* T*	E2 E2 E2 E2 E2
(1)	0.325	(2)	0.270				
(1)	8.26	(2)	6.86				
MATRIX SIZE	0.38 L x 0.33 W		9.6 L x 8.4 W				

*Only creep code available for this gage type.

Note 1: All products are RoHS compliant.